

PFCL25 PFL35T

NPM

.....**2**

.....2

.....2

.....**3**

.....3

.....3

.....**4**

.....4

.....**5**

.....5

.....5

.....5

.....6

.....**6**

.....6

.....6

.....**7**

.....7

.....8

.....8

.....8

.....**9**

.....9

.....10

.....10

.....10

.....10

NPM




60mm

30mm

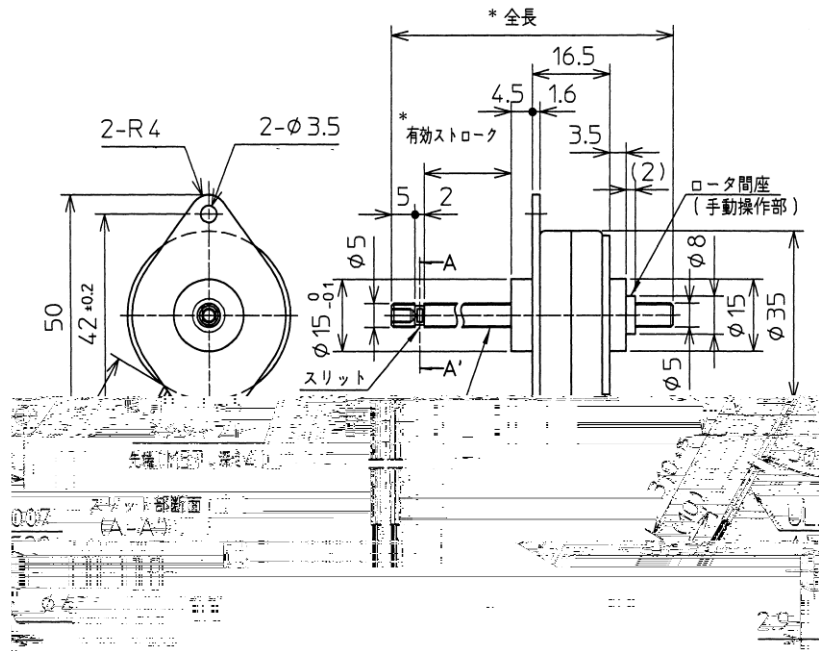
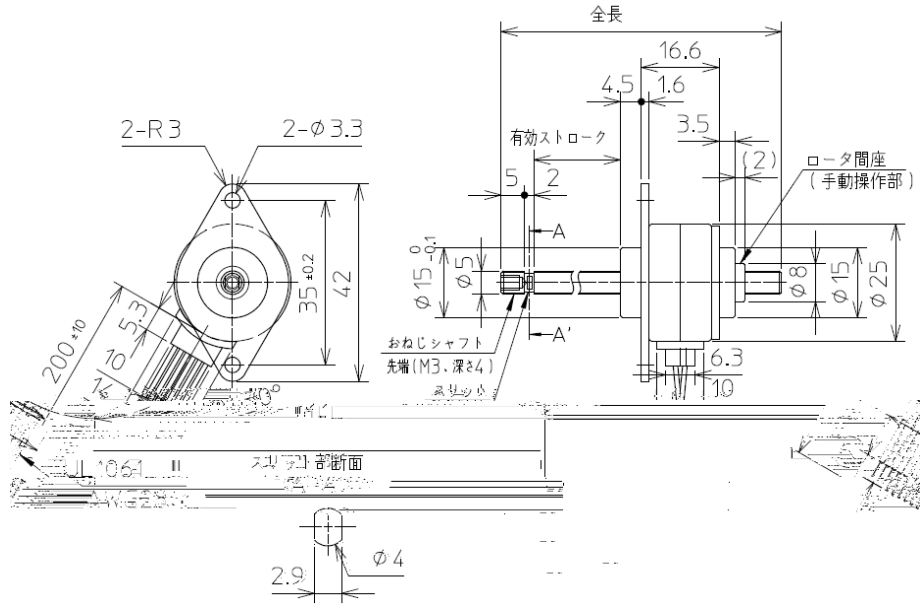
1

PFCL25-24	1.20 mm / 0.96 mm / 0.48 mm	30 mm / 60 mm
PFCL25-48	1.20 mm / 0.96 mm / 0.48 mm	30 mm / 60 mm
PFL35T-48	1.20 mm / 0.96 mm / 0.48 mm	30 mm / 60 mm



2

		Nd



30mm 60mm

60mm 90mm

M3 螺丝攻 D

8 L2

o

3

No.		
	2-2	1-2
	1-2	

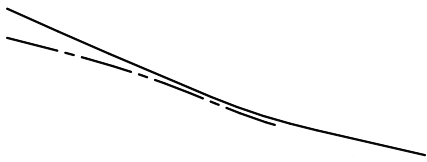
4 5

4

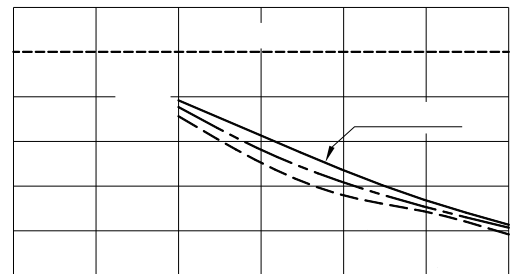
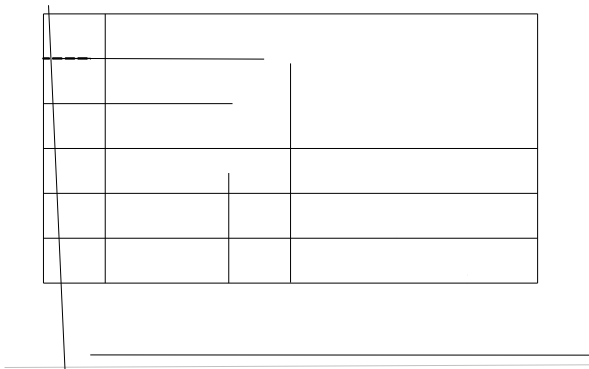
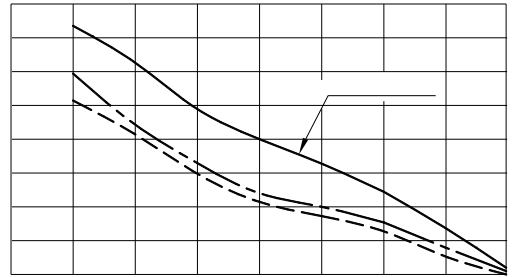
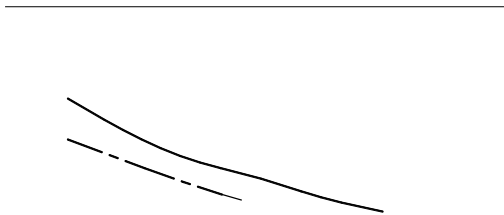
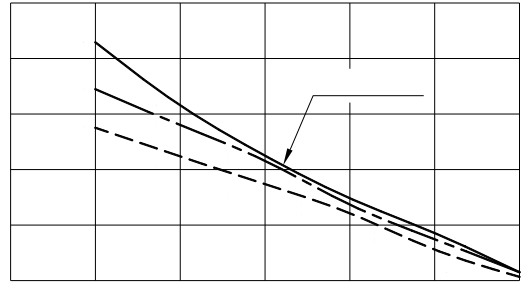
	[mm]	[mm/Step]
PFCL25-24	0.48	0.020
	0.96	0.040
	1.20	0.050
PFCL25-48 PFL35T-48	0.48	0.010
	0.96	0.020
	1.20	0.025

5**[mm/s]**

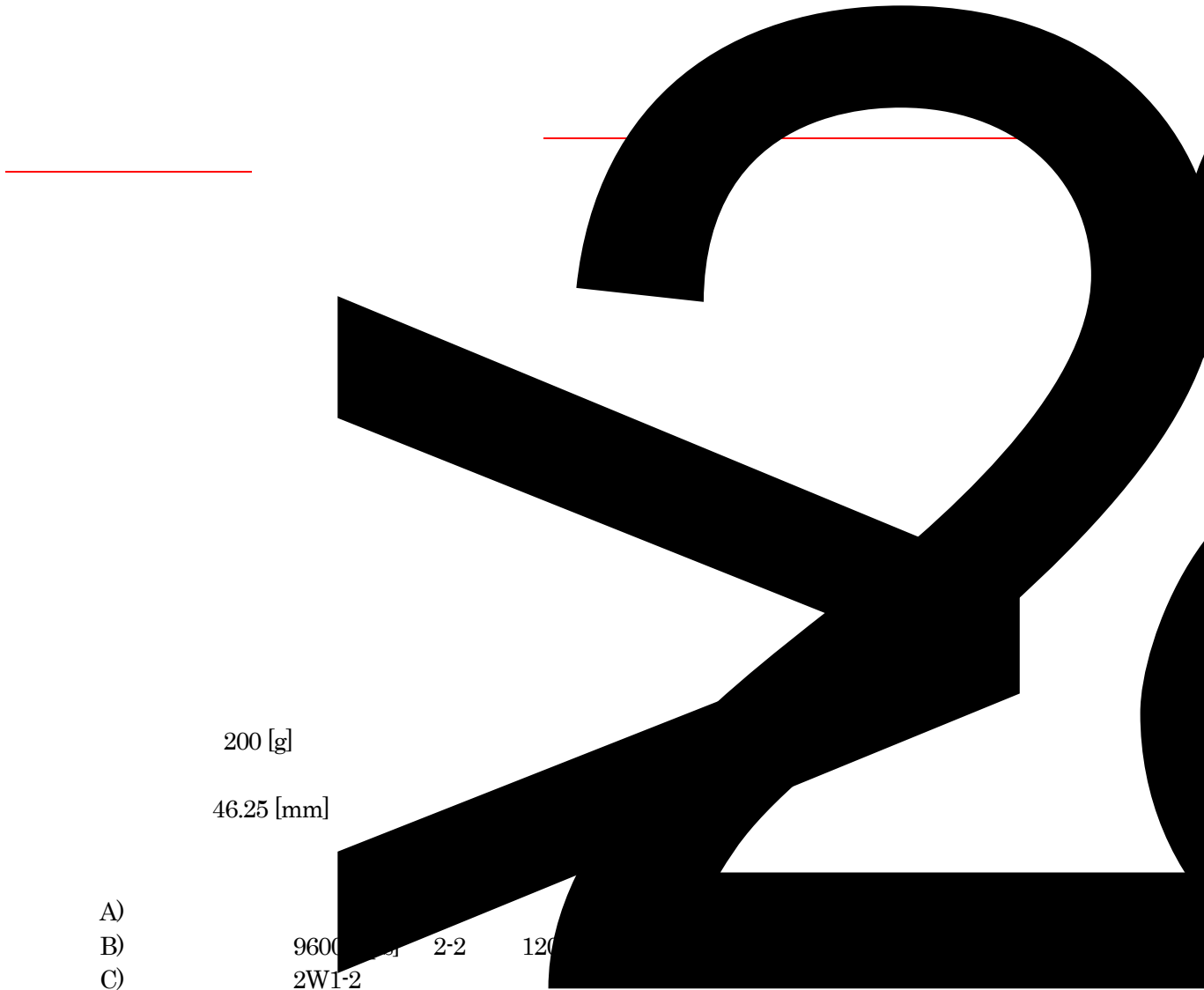
	[mm]	[pps]						
		100	200	300	400	500	600	700
PFCL25-24	0.48	2	4	6	8	10	12	14
	0.96	4	8	12	16	20	24	48
	1.20	5	10	15	20	25	30	35
PFCL25-48 PFL35T-48	0.48	1	2	3	4	5	6	7
	0.96	2	4	6	8	10	12	14
	1.20	2.5	5.0	7.5	10.0	12.5	15.0	17.5



25



负载传感器

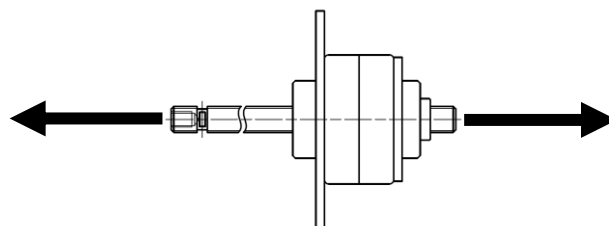


200 [g]

46.25 [mm]

- A)
- B)
- C)
- D)

9600 2-2 120
2W1-2



50N (MAX)

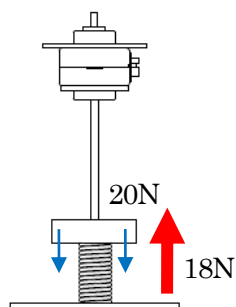
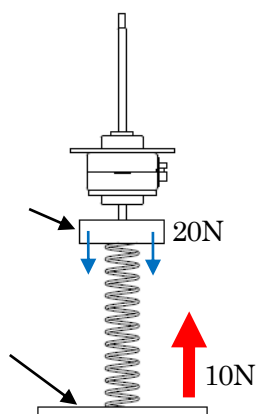
徑向的

Z

1. 载荷 0.5

2. 载荷 0.9

载荷



载荷 20N



电 东

东 东 长 镇 业